



**INDIAN SCHOOL AL WADI AL KABIR**  
**DEPARTMENT OF MATHEMATICS (2023 – 2024)**

**TOPIC: NUMBER CONCEPTS (1-100)                      NOTEBOOK EX 1**

**RESOURCE PERSON: Ms. Mariyam L**

**NAME: \_\_\_\_\_ CLASS: II SEC: \_\_\_ DATE: \_\_\_\_\_**

**Q1. Write the number name for the given numerals. Do not forget to begin the number name with a capital letter.**

**a. 21 - \_\_\_\_\_**

**b. 15 - \_\_\_\_\_**

**c. 66- \_\_\_\_\_**

**d. 81 - \_\_\_\_\_**

**e. 100 - \_\_\_\_\_**

**Q2. Write the numeral for the given number names.**

**a. Seventy nine - \_\_\_\_\_**

**b. Ninety eight - \_\_\_\_\_**

**c. Fifty - \_\_\_\_\_**

**d. Forty three - \_\_\_\_\_**



**INDIAN SCHOOL AL WADI AL KABIR**  
**DEPARTMENT OF MATHEMATICS (2023 – 2024)**

**LESSON: NUMBER CONCEPTS (101-200)                      NOTEBOOK EX 2**

**RESOURCE PERSON: Ms. Mariyam L**

**NAME: \_\_\_\_\_ CLASS: II SEC: \_\_\_ DATE: \_\_\_\_\_**

**Q1. Write the number name for the given numerals. Do not forget to begin the number name with a capital letter.**

**a. 110 - \_\_\_\_\_**

**b. 116 - \_\_\_\_\_**

**c. 145 - \_\_\_\_\_**

**d. 197 - \_\_\_\_\_**

**e. 200 - \_\_\_\_\_**

**Q2. Write the numeral for the given numbers.**

**a. One hundred four - \_\_\_\_\_**

**b. One hundred fifty nine - \_\_\_\_\_**

**c. One hundred seventy six- \_\_\_\_\_**

**d. One hundred eighty - \_\_\_\_\_**

**e. One hundred twenty eight - \_\_\_\_\_**




TOPIC: NUMBER CONCEPTS (101-200)


NOTEBOOK EX 3


RESOURCE PERSON: Ms. Mariyam L

NAME: \_\_\_\_\_ CLASS: II SEC: \_\_\_ DATE: \_\_\_\_\_

**Q 1. Ring the number with the greatest number and cross out the smallest number in the given set.**

a. 

b. 

c. 



TOPIC: NUMBER CONCEPTS (101-200)

NOTEBOOK EX 4



RESOURCE PERSON: Ms. Mariyam L



NAME: \_\_\_\_\_ CLASS: II SEC: \_\_\_ DATE: \_\_\_\_\_



**Q1. Write the number before, between and after in the table below.**

S.NO	BEFORE	BETWEEN	AFTER
a.	_____	169	_____
b.	104	_____	106
c.	_____	140	_____

**Q2. Write the number before and after for the given number below.**

a.  163 

b.  199 

c.  150 



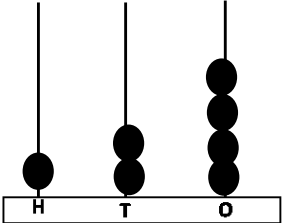
TOPIC: NUMBER CONCEPTS (101-200)

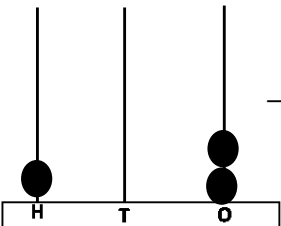
NOTEBOOK EX 5

RESOURCE PERSON: Ms. Mariyam L

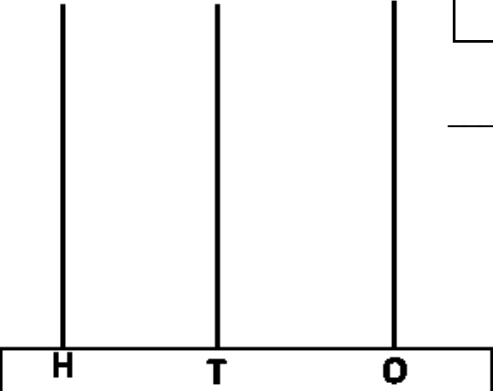
NAME: \_\_\_\_\_ CLASS: II SEC: \_\_ DATE: \_\_\_\_\_

**Q1. Look at the given pictures of the abacus and expand the number both the ways.**

a.  \_\_\_\_\_ = \_\_\_\_\_ hundreds + \_\_\_\_\_ tens + \_\_\_\_\_ ones.  
\_\_\_\_\_ + \_\_\_\_\_ + \_\_\_\_\_

b.  \_\_\_\_\_ = \_\_\_\_\_ hundreds + \_\_\_\_\_ tens + \_\_\_\_\_ ones.  
\_\_\_\_\_ + \_\_\_\_\_ + \_\_\_\_\_

**Q2. Draw beads on the abacus and expand both the ways.**

a.   \_\_\_\_\_ = \_\_\_\_\_ hundred + \_\_\_\_\_ tens + \_\_\_\_\_ ones.  
\_\_\_\_\_ + \_\_\_\_\_ + \_\_\_\_\_



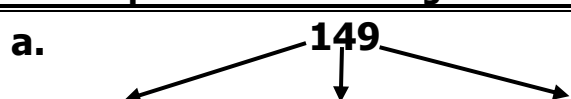
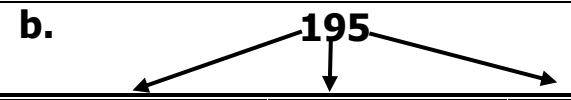
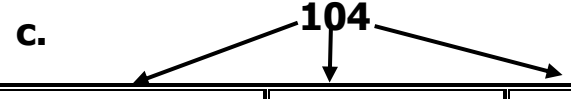
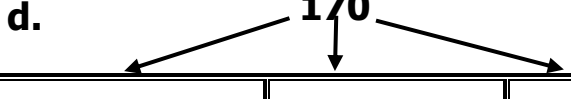
TOPIC: NUMBER CONCEPTS (101-200)

NOTEBOOK EX 6

RESOURCE PERSON: Ms. Mariyam L

NAME: \_\_\_\_\_ CLASS: II SEC: \_\_ DATE: \_\_\_\_\_

**Q1. Write the place and place value of the given number.**

NUMBER	a. 		
PLACE			
PLACE VALUE			
NUMBER	b. 		
PLACE			
PLACE VALUE			
NUMBER	c. 		
PLACE			
PLACE VALUE			
NUMBER	d. 		
PLACE			
PLACE VALUE			



